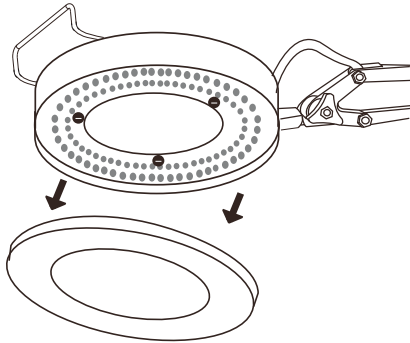
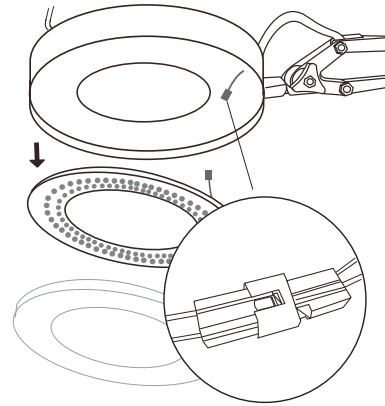


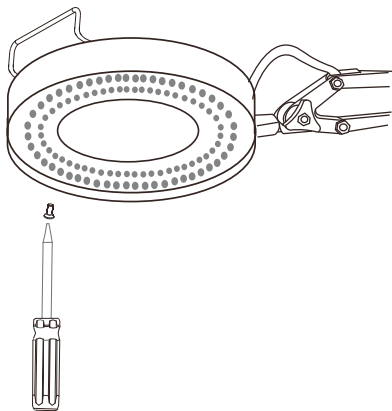
## LED Module Replacement



1. Take off the bulb cover



3. Take out the damaged module,  
replace the new module.  
Module Code: OXD3981604K

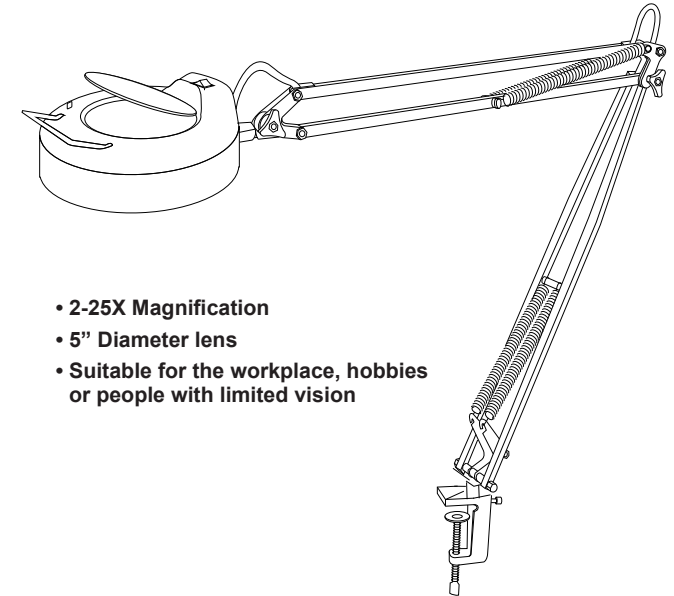


2. Unclose the screw  
on the shade

### **Warning**

To reduce the risk of the Fire, Electric or Injury

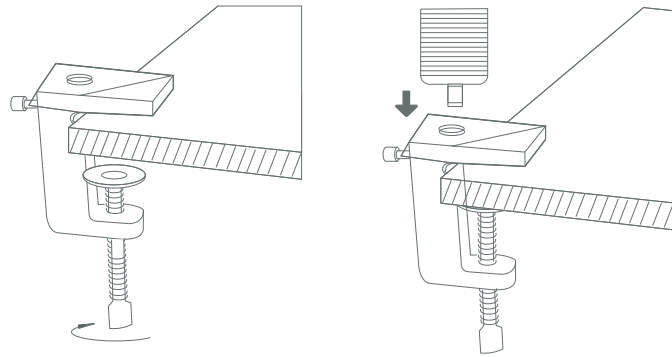
1. Turn off/ unplug and allow to cool before replacing lamp.
2. Lamp gets HOT quickly! Only contact switch/plug when turning on.
3. Do not touch hot lens, guard or enclosure.
4. Do not remain in light if skin feels warm.
5. Do not look directly at lighted lamp
6. Keep lamp away from materials that may burn.
7. If the external flexible cable or cord of the luminaries is damaged, it should be replaced by qualified person in order to avoid a hazard.
8. Do not touch the lamp at any time. Use a soft cloth. Oil from skin may damage lamp
9. Do not operate the lamp with a missing or damaged guard, lamp containment barrier
10. Never tilt backwards.



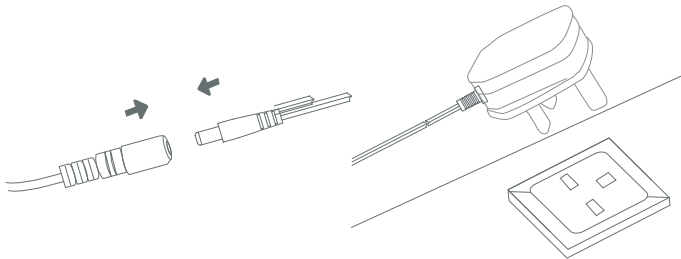
- 2-25X Magnification
- 5" Diameter lens
- Suitable for the workplace, hobbies or people with limited vision

OPERATOR'S MANUAL  
ORDER CODE: OXD-316-2610K

## Assembly

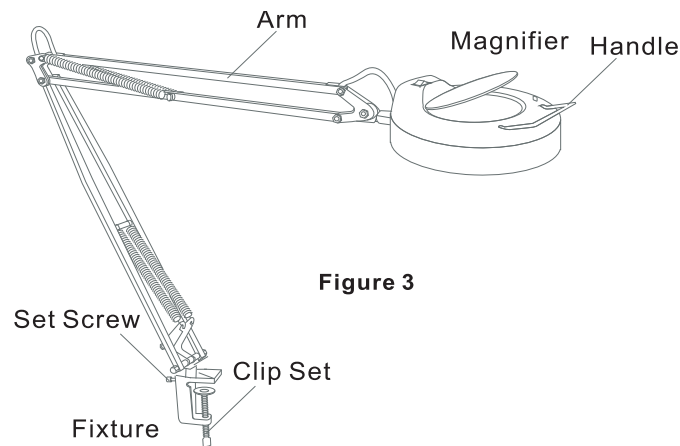


**Figure 1** Fix the clamp to a sturdy surface and fix the magnifier light to the clamp

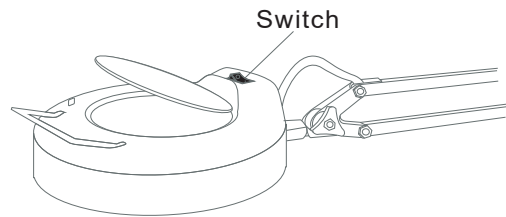


**Figure 2** Connect the power cord and DC adapter

## Parts



**Figure 3**



**Figure 4**

## Specifications

Model	Volts	Adaptor Input	Watts	Magnification	Dioptr	Colour
OXD3162610K	DC24V	100-240V	9.4W LED	2.25X	5D	White

**OXFORD**  
PRECISION

## THE ENVIRONMENT



Always dispose of unwanted tools, accessories and packaging materials in an environmentally friendly manner.

In observance of European Directive on Waste Electrical and Electronic Equipment (WEEE) and its implementation in accordance with national law, electrical goods that have reached the end of their life must be collected separately and returned to an environmentally compatible recycling facility.

Do not dispose of electrical goods with domestic waste materials as inappropriate disposal may cause potential hazards to the environment and human health.

For further information, please contact your local authority or the retailer from whom you purchased the product.

## QUALITY GUARANTEE & WARRANTY

OXFORD PRECISION products carry a one year manufacturer's warranty.

OXFORD PRECISION products are designed & manufactured to the highest standards & specifications.

Assuring the quality and performance required by all sectors of industry.

OXFORD PRECISION products are fully guaranteed against faulty materials & workmanship.

Should they be found to be defective, they will either be repaired or replaced free of charge (fair wear and tear and/or misuse excepted).

Please retain supplier invoice as proof of purchase.

OXFORD PRECISION, P.O. Box 14, Wigston, Leicester, England, LE18 1AT.

## DECLARATION OF CONFORMITY

We hereby certify that the OXFORD LED DESK MAGNIFIER LAMP (ORDER CODE: OXD-316-2620K)

complies with all the relevant provisions of the

EMC Electromagnetic Compatibility Directive 2014/30/EU

Standards Applied: EN 55015:2013, EN 55015:2013+A1:2015

EN 61547:2009, EN 61000-3-2:2014, EN 61000-3-3:2013

Low Voltage Directive 2014/35/EU

Standards Applied: EN 60598-1:2015, EN 60598-2-4:1997

EN 62471:2008, EN 62493:2015

RoHS Restriction of Hazardous Substances Directive 2011/65/EU

Signed:

Date: 25th March 2020

Name: Toni Johnson

Position: Compliance Director

